


KW Trams

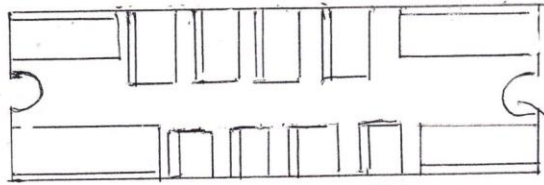
R464 Sheffield Roberts

Parts



Parts List

1.	Trucksides	x2
2.	Lower sides	x2
3.	Bulkhead	x2
4.	Upper floor	x1
5.	Platform	x2
6.	Vestibule doors	x2
7.	Axles	x2
8.	Dummy wheels	x4
9.		
10.	Driver vestibule	x2
11.	Upper deck single seats	x1
12.	Upper deck double seats	x1
13.	Balcony seats	x2
14.	Stairs	x2
15.	Upper ends	x2
16.	Upper sides	x2
17.	Centre roof	x1
18.	Trolley plank	x1
19.	Dummy trolley pole	x1
20.	Controller	x2
21.	Driver	x1
22.	Conductor	x1
23.	Lifeguard	x2
24.	Lifetray	x2
25.	Brake standard	x2
26.	Brake wheel	x2

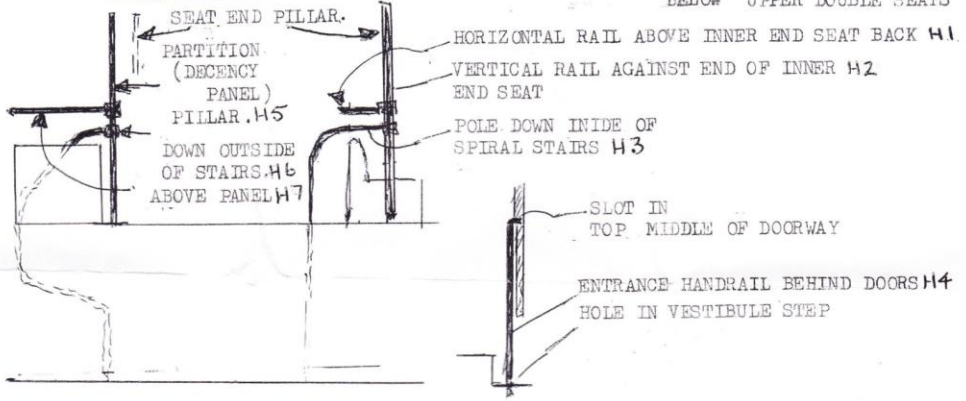


ALLOW FLOOR TO SIT BETWEEN INNER BODY RIB ON TOP OF THE TRUCK RIB TO CLEAR GLAZING AND ALLOW EASY REMOVAL

NOTCH FOR SCREWS AND UPPER BULKHEAD LUG TO ALLOW REMOVAL

LOWER SEAT PLAN not to scale

N.B. LOWER SINGLE SEATS ARE BELOW UPPER DOUBLE SEATS



SEAT END PILLAR.

PARTITION (DECENCY PANEL)

PILLAR. H5

DOWN OUTSIDE OF STAIRS. H6 ABOVE PANEL H7

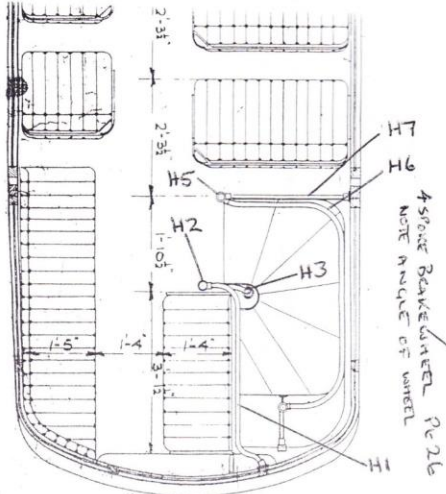
HORIZONTAL RAIL ABOVE INNER END SEAT BACK H1

VERTICAL RAIL AGAINST END OF INNER H2 END SEAT

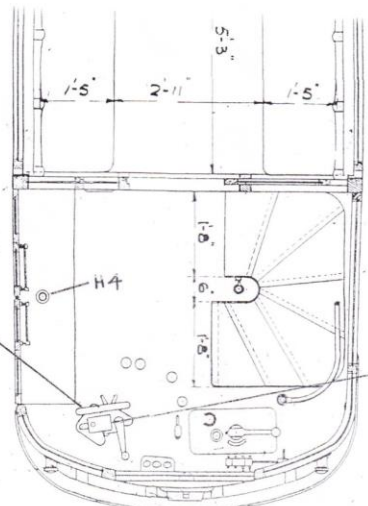
POLE DOWN INSIDE OF SPIRAL STAIRS H3

SLOT IN TOP MIDDLE OF DOORWAY

ENTRANCE HANDRAIL BEHIND DOORS H4 HOLE IN VESTIBULE STEP



H7
H6
H5
H2
H3
H1
4 Space Between wheel Pe 26
NOTE ANGLE OF wheel



COMBINED HAND AND TRACK BEAM STANDARD Pe 25